

GAS COLLECTING DEVICE

(FOR OIL FILLED TRANSFORMERS)

MODEL : GCD - 1

1.0 FEATURES :

- Light weight aluminum pressure die cast body.
- Large window for viewing gas collection.
- Three separate valves for
Connecting GCD to gas pocket of BR
Connecting GCD to Gas Analyzer Equipment
Draining the contents of GCD.
- Provision for optional cock to drain oil from Buchholz Relay.

2.0 APPLICATION :

The Gas Collecting Device (GCD) is very useful equipment which can be used to inspect the gas collected in the Buchholz Relay installed on oil filled Transformer.

3.0 SCOPE :

The switch for Alarm, provided in BR gets initiated when collection of gas or air exceeds predetermined volume. In such event, the gas collected in BR needs to be checked to take appropriate action to avoid any further major damage to Transformer. By installing our GCD it is possible to check the contents of the BR without climbing on transformer. The collected gas/air can be brought down in the GCD for inspection. The GCD is mounted at eye level. Hence the gas from BR can be inspected visually very safely. For further inspection, it is also possible to take the gas from GCD to separate Gas Analyzer Equipment. The GCD is very light & it can be installed at any convenient place.

4.0 CONSTRUCTION & WORKING :

A die cast aluminum housing is used. One side of the housing is covered with toughened glass of size of about 112 x 50mm. Through this glass the collected gas in GCD can be viewed. Three petcocks with male end of size 1/4" BSP are provided with removable cap. These petcocks are useful for the functioning of GCD as follows.

Petcock No 1 - It is mounted on top of GCD. This is to be connected to petcock on top side of BR to bring the collected gas downward in GCD.

Petcock No 2 - Mounted on top of GCD, the cock is to be connected to Gas Analyzer Equipment when gas collected in GCD is to be analyzed.



Petcock No 3 - Mounted at bottom of GCD, the cock is to be used for draining the contents of GCD.

Optional : At extra cost, 4th Petcock of same size is provided which can be used for directly draining the oil from BR. The GCD is supplied with such cock duly mounted on bracket provided on side wall of GCD housing.

If needed, Connector of Female 1/4" BSP to Male 1/8" BSP as per Fig. 2 can be supplied as extra item.

5.0 INSTALLATION OF GCD :

The customer is required to provide a mounting plate with 2 holes of 11.5 dia 37.5 mm apart to suit mounting holes of GCD. The position of GCD should be at eye level. The position of installation should be such that the gas in GCD can be seen easily & it should be possible to connect the Gas Analyzer Equipment to GCD when needed.



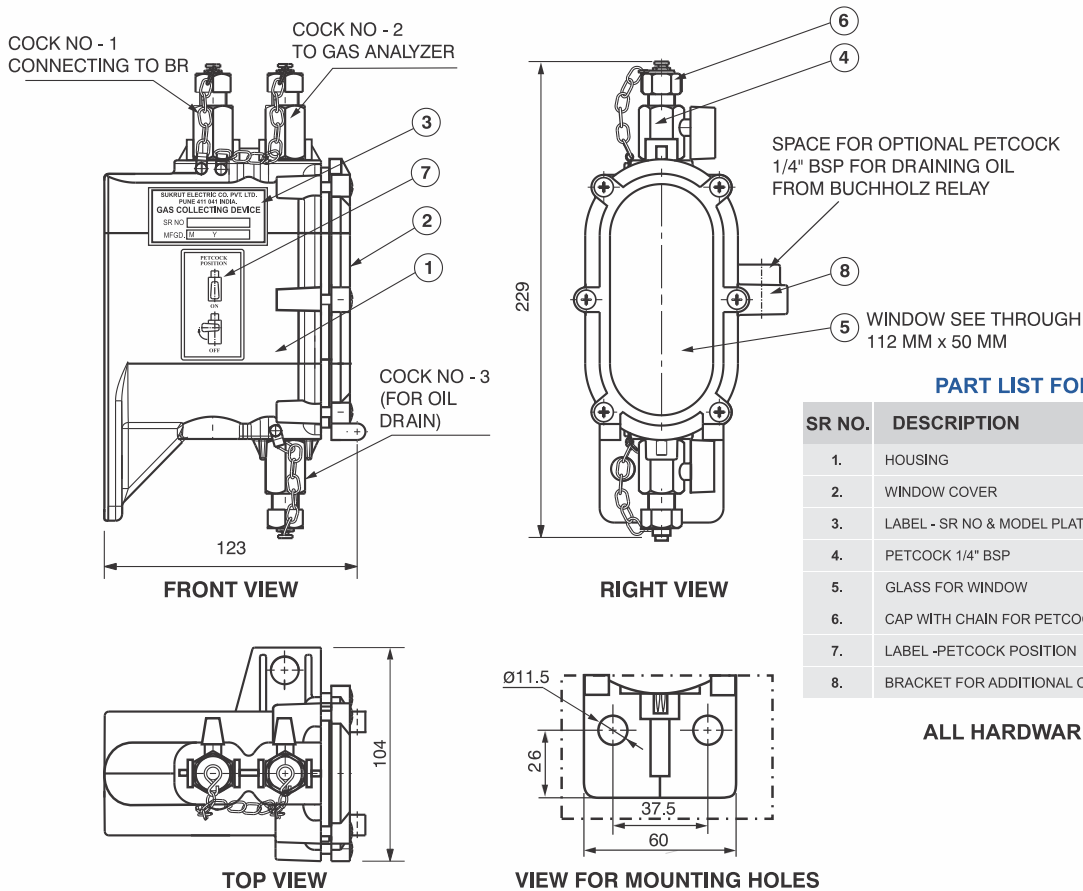
6.0 HOW TO OPERATE THE GCD & SAMPLING OF GAS IN GCD:

An Instruction sheet is prepared to guide the customer & it is kept in each packing box of GCD.



GAS COLLECTING DEVICE MODEL : GCD-1

FIG. 1 : GAS COLLECTING DEVICE (MODEL: GCD -1)

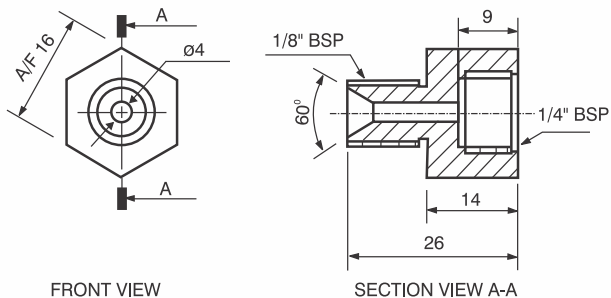


PART LIST FOR FOR FIG. 1

SR NO.	DESCRIPTION	MATERIAL	QTY
1.	HOUSING	ALUMINUM	1
2.	WINDOW COVER	ALUMINUM.	1
3.	LABEL - SR NO & MODEL PLATE	ALUMINUM	1
4.	PETCOCK 1/4" BSP	BRASS	3
5.	GLASS FOR WINDOW	TOUGHENED GLASS	1
6.	CAP WITH CHAIN FOR PETCOCK	BRASS	3
7.	LABEL -PETCOCK POSITION	ALUMINUM	1
8.	BRACKET FOR ADDITIONAL COCK	—	-

ALL HARDWARE ARE OF S.S

FIG. 2: CONNECTOR FEMALE-1/4" BSP TO MALE-1/8" BSP



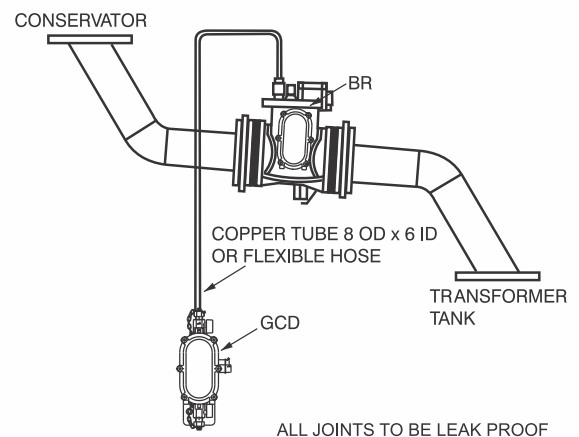
FRONT VIEW

SECTION VIEW A-A

MATERIAL : BRASS (NICKEL PLATED)
WE CAN PROVIDE ABOVE CONNECTOR ON DEMAND

- ALL DIMENSIONS ARE IN MM
- EXCEPT MOUNTING DIMENSIONS, ALL DIMENSIONS ARE GIVEN FOR GUIDANCE. THEY WILL NOT BE PART OF INSPECTION SCHEDULE

FIG. 3 : APPLICATION OF GCD



ALL JOINTS TO BE LEAK PROOF

GENERAL NOTES :

1. Purchase Order should be placed with detailed specifications of GCD.
2. For any assistance, correspondence should be made giving reference of Sr. No. of GCD.
3. We continuously review specifications and where appropriate, introduce modifications. We, therefore, reserve the right to change specifications in this catalogue without prior notice.



SUKRUT ELECTRIC CO. PVT. LTD.

Plot No. Pap-B-63, MIDC Chakan Industrial Area Phase - II, Village Bhamboli, Taluka Khed District Pune 410 501, Maharashtra, India.

Mobile : +91 75077 78841 / 75077 78842

Email : marketing@sukrutelectric.com

Web : www.sukrutelectric.com



We continuously review specifications and where appropriate, introduce modifications. We, therefore reserve the right to change specifications in this catalogue without prior notice.

